




District Health Assessment for Multiple District 305 through February 2025

District Name	Status/ Number of Months in Status *	Clubs							Membership							Member Strength		Cancellation		Reports			Finance	Leadership			
		Active Clubs	Clubs in Status Quo	Total Clubs	% Status Quo Clubs in Financial Suspension	New Clubs	Cancelled Clubs	YTD Net Club Gain/Loss	Current Members In Active Clubs	Current Members In Status Quo Clubs	Current Total Members Count	YTD Add	YTD Drop	YTD NetGrowth (includes Active and Status Quo)	YTD NetGrowth% (includes Active and Status Quo)	Member Count 12 Months Ago	Average Member Count Per Club	% of Clubs with less than 20 members	Average Cancelled Club Age	Members Lost Due to Cancelled Clubs	% of Clubs Reporting Service	% No MMR in 3 Months	% No Officer Report in 12 months	% of Clubs with balance 90+ days	Number of Zone Chairs Recorded	Number of Region Chairs Recorded	District Officers Vacancies **
305 N1		115	0	115	0%	6	2	4	2548	0	2548	636	247	389	18.02%	0	22	45%	7	30	51%	55%	3%	16%	31	0	
305 N2		112	3	115	100%	3	8	-5	2403	35	2438	335	316	19	0.79%	0	21	59%	9	90	40%	57%	10%	23%	26	7	
305 S		88	0	88	0%	2	0	2	1265	0	1265	208	53	155	13.96%	0	14	73%	0	0	48%	65%	16%	16%	12	4	
		315	3	318	100%	11	10	1	6216	35	6251	1179	616	563	9.90%	0	20	58%	8	120	46%	58%	9%	18%	69	11	




District Health Assessment for Multiple District 306 through February 2025

		Clubs							Membership							Member Strength		Cancellation		Reports			Finance	Leadership			
District Name	Status/ Number of Months in Status *	Active Clubs	Clubs in Status Quo	Total Clubs	% Status Quo Clubs in Financial Suspension	New Clubs	Cancelled Clubs	YTD Net Club Gain/Loss	Current Members In Active Clubs	Current Members In Status Quo Clubs	Current Total Members Count	YTD Add	YTD Drop	YTD NetGrowth (includes Active and Status Quo)	YTD NetGrowth% (includes Active and Status Quo)	Member Count 12 Months Ago	Average Member Count Per Club	% of Clubs with less than 20 members	Average Cancelled Club Age	Members Lost Due to Cancelled Clubs	% of Clubs Reporting Service	% No MMR in 3 Months	% No Officer Report in 12 months	% of Clubs with balance 90+ days	Number of Zone Chairs Recorded	Number of Region Chairs Recorded	District Officers Vacancies **
306 A1		67	0	67	0%	4	6	-2	1733	0	1733	239	254	-15	-0.86%	0	26	36%	10	88	90%	33%	4%	6%	0	9	
306 A2		113	2	115	100%	9	4	5	2745	10	2755	635	461	174	6.74%	0	24	37%	3	61	95%	32%	2%	12%	30	12	
306 B1		111	3	114	100%	3	1	2	3152	37	3189	504	424	80	2.57%	0	28	25%	1	32	90%	35%	0%	11%	30	15	
306 B2		141	0	141	0%	3	16	-13	3850	0	3850	374	862	-488	-11.25%	0	27	33%	7	349	83%	31%	3%	11%	1	0	GMT
306 C1		132	0	132	0%	7	19	-12	3279	0	3280	563	740	-177	-5.12%	0	25	31%	7	359	91%	28%	2%	9%	33	17	
306 C2		111	0	111	0%	10	2	8	3119	0	3119	862	384	478	18.10%	0	28	29%	2	19	77%	39%	5%	9%	27	12	
		675	5	680	100%	36	48	-12	17878	47	17926	3177	3125	52	0.29%	0	27	31%	6	908	87%	33%	3%	10%	121	65	



District Health Assessment for Multiple District 315 through February 2025

		Clubs							Membership							Member Strength		Cancellation		Reports			Finance	Leadership			
District Name	Status/ Number of Months in Status *	Active Clubs	Clubs in Status Quo	Total Clubs	% Status Quo Clubs in Financial Suspension	New Clubs	Cancelled Clubs	YTD Net Club Gain/Loss	Current Members In Active Clubs	Current Members In Status Quo Clubs	Current Total Members Count	YTD Add	YTD Drop	YTD NetGrowth (includes Active and Status Quo)	YTD NetGrowth% (includes Active and Status Quo)	Member Count 12 Months Ago	Average Member Count Per Club	% of Clubs with less than 20 members	Average Cancelled Club Age	Members Lost Due to Cancelled Clubs	% of Clubs Reporting Service	% No MMR in 3 Months	% No Officer Report in 12 months	% of Clubs with balance 90+ days	Number of Zone Chairs Recorded	Number of Region Chairs Recorded	District Officers Vacancies **
315A1	T(17)	157	1	158	100%	12	17	-5	3357	25	3382	1007	1513	-506	-13.01%	0	21	44%	6	1,178	23%	65%	17%	47%	41	19	GMT
315A2		116	3	119	100%	25	1	24	3740	255	3995	1069	458	611	18.06%	0	32	15%	17	8	53%	47%	2%	3%	22	11	
315A3		40	1	41	100%	4	5	-1	1196	21	1217	147	181	-34	-2.72%	0	30	20%	12	150	12%	83%	22%	41%	0	0	
315B1		179	2	181	100%	49	1	48	4592	50	4642	1126	85	1041	28.91%	0	26	23%	13	17	41%	52%	7%	41%	33	15	
315B2		196	5	201	100%	51	2	49	4965	135	5100	1105	75	1030	25.31%	0	25	19%	7	44	31%	45%	1%	53%	34	18	
315B3		92	12	104	100%	9	3	6	2368	287	2655	454	137	317	13.56%	0	26	33%	4	49	15%	66%	5%	60%	10	10	GST
315B4		95	2	97	100%	2	3	-1	3202	30	3232	251	178	73	2.31%	0	34	27%	9	58	55%	54%	5%	14%	24	16	
		875	26	901	100%	152	32	120	23420	803	24223	5159	2627	2532	11.67%	0	28	26%	8	1,504	34%	55%	7%	39%	164	89	




District Health Assessment for Multiple District 325 through February 2025

District Name	Status/ Number of Months in Status *	Clubs							Membership							Member Strength		Cancellation		Reports			Finance		Leadership		
		Active Clubs	Clubs in Status Quo	Total Clubs	% Status Quo Clubs in Financial Suspension	New Clubs	Cancelled Clubs	YTD Net Club Gain/Loss	Current Members In Active Clubs	Current Members In Status Quo Clubs	Current Total Members Count	YTD Add	YTD Drop	YTD NetGrowth (includes Active and Status Quo)	YTD NetGrowth% (includes Active and Status Quo)	Member Count 12 Months Ago	Average Member Count Per Club	% of Clubs with less than 20 members	Average Cancelled Club Age	Members Lost Due to Cancelled Clubs	% of Clubs Reporting Service	% No MMR in 3 Months	% No Officer Report in 12 months	% of Clubs with balance 90+ days	Number of Zone Chairs Recorded	Number of Region Chairs Recorded	District Officers Vacancies **
325 C		149	4	153	100%	9	4	5	2984	39	3023	426	319	107	3.67%	0	20	46%	5	62	61%	50%	6%	28%	35	17	
325 D		66	2	68	100%	6	11	-5	1620	53	1673	309	447	-138	-7.62%	0	25	29%	10	222	96%	35%	0%	4%	16	8	
325 E		113	4	117	100%	21	7	14	2288	53	2341	908	372	536	29.70%	0	20	38%	4	117	46%	48%	10%	35%	22	12	
325 F		106	4	110	100%	7	7	0	2274	44	2318	413	661	-248	-9.66%	0	21	41%	6	219	92%	46%	0%	11%	29	14	
325 G		149	8	157	100%	30	4	26	3122	106	3228	1052	609	443	15.91%	0	21	42%	4	76	38%	38%	8%	30%	36	18	
325 H		114	2	116	100%	9	8	1	2634	14	2648	436	397	39	1.49%	0	23	35%	4	164	39%	53%	10%	26%	32	14	
325 I		234	3	237	100%	52	8	44	5030	43	5073	1430	648	782	18.22%	0	21	33%	2	151	81%	44%	1%	4%	55	25	
325 J		132	0	132	0%	30	2	28	3084	0	3084	930	251	679	28.23%	0	23	21%	4	35	71%	54%	2%	15%	54	28	GMT
325 K		151	3	154	100%	11	9	2	3610	21	3631	671	452	219	6.42%	0	24	29%	3	118	55%	48%	1%	8%	45	22	
325 L		109	2	111	100%	12	4	8	2447	9	2456	465	369	96	4.07%	0	22	35%	3	46	68%	34%	5%	23%	35	18	
325 M		139	0	139	0%	14	12	2	3396	0	3396	590	503	87	2.63%	0	24	33%	5	227	90%	53%	2%	18%	0	0	GMT
325 N		119	2	121	100%	9	9	0	2305	17	2322	332	367	-35	-1.48%	0	19	47%	4	141	43%	56%	12%	21%	34	17	
325 P		150	1	151	100%	13	10	3	3503	8	3511	578	285	293	9.11%	0	23	33%	5	106	91%	44%	1%	7%	38	17	
325 R		171	0	171	0%	16	5	11	4150	0	4150	924	329	595	16.74%	0	24	15%	4	74	81%	35%	2%	12%	42	19	
325 S		123	5	128	100%	13	7	6	1861	63	1924	649	460	189	10.89%	0	15	65%	7	104	41%	49%	2%	18%	33	18	GMT,GST
		2025	40	2065	100%	252	107	145	44308	470	44778	10113	6469	3644	8.86%	0	22	36%	5	1,862	66%	46%	4%	17%	506	247	



District Health Assessment for Multiple District 325 through February 2025

		Clubs							Membership							Member Strength		Cancellation		Reports			Finance	Leadership			
District Name	Status/ Number of Months in Status *	Active Clubs	Clubs in Status Quo	Total Clubs	% Status Quo Clubs in Financial Suspension	New Clubs	Cancelled Clubs	YTD Net Club Gain/ Loss	Current Members In Active Clubs	Current Members In Status Quo Clubs	Current Total Members Count	YTD Add	YTD Drop	YTD NetGrowth (includes Active and Status Quo)	YTD NetGrowth% (includes Active and Status Quo)	Member Count 12 Months Ago	Average Member Count Per Club	% of Clubs with less than 20 members	Average Cancelled Club Age	Members Lost Due to Cancelled Clubs	% of Clubs Reporting Service	% No MMR in 3 Months	% No Officer Report in 12 months	% of Clubs with balance 90+ days	Number of Zone Chairs Recorded	Number of Region Chairs Recorded	District Officers Vacancies **
351		120	0	120	0%	2	2	0	2103	0	2103	230	178	52	2.54%	0	18	63%	15	23	67%	54%	1%	7%	37	17	
		120	0	120	0%	2	2	0	2103	0	2103	230	178	52	2.54%	0	18	63%	15	23	67%	54%	1%	7%	37	17	



District Health Assessment for Ident 5791 - BAHRAIN - UND through February 2025

Status/ District Name Number of Months in Status *		Clubs							Membership							Member Strength		Cancellation		Reports			Finance	Leadership			
		Active Clubs	Clubs in Status Quo	Total Clubs	% Status Quo Clubs in Financial Suspension	New Clubs	Cancelled Clubs	YTD Net Club Gain/Loss	Current Members In Active Clubs	Current Members In Status Quo Clubs	Current Total Members Count	YTD Add	YTD Drop	YTD NetGrowth (includes Active and Status Quo)	YTD NetGrowth% (includes Active and Status Quo)	Member Count 12 Months Ago	Average Member Count Per Club	% of Clubs with less than 20 members	Average Cancelled Club Age	Members Lost Due to Cancelled Clubs	% of Clubs Reporting Service	% No MMR in 3 Months	% No Officer Report in 12 months	% of Clubs with balance 90+ days	Number of Zone Chairs Recorded	Number of Region Chairs Recorded	District Officers Vacancies **
Ident 5791 - BAHRAIN		2	0	2	0%	0	1	-1	40	0	40	0	26	-26	-39.39%	0	20	50%	47	23	0%	50%	0%	0%	0	0	
		2	0	2	0%	0	1	-1	40	0	40	0	26	-26	-39.39%	0	20	50%	47	23	0%	50%	0%	0%	0	0	



District Health Assessment for Ident 5943 - UNITED ARAB EMIRATES - UND through February 2025

Status/ District Name of Months in Status *		Clubs							Membership							Member Strength		Cancellation		Reports			Finance	Leadership			
		Active Clubs	Clubs in Status Quo	Total Clubs	% Status Quo in Financial Suspension	New Clubs	Cancelled Clubs	YTD Net Club Gain/ Loss	Current Members In Active Clubs	Current Members In Status Quo Clubs	Current Total Members Count	YTD Add	YTD Drop	YTD NetGrowth (includes Active and Status Quo)	YTD NetGrowth% (includes Active and Status Quo)	Member Count 12 Months Ago	Average Member Count Per Club	% of Clubs with less than 20 members	Average Cancelled Club Age	Members Lost Due to Cancelled Clubs	% of Clubs Reporting Service	% No MMR in 3 Months	% No Officer Report in 12 months	% of Clubs with balance 90+ days	Number of Zone Chairs Recorded	Number of Region Chairs Recorded	District Officers Vacancies **
Ident 5943 - UNITED ARAB EMIRATES		14	0	14	0%	1	0	1	370	0	370	26	1	25	7.25%	0	26	7%	0	0	43%	71%	0%	0%	0	0	
		14	0	14	0%	1	0	1	370	0	370	26	1	25	7.25%	0	26	7%	0	0	43%	71%	0%	0%	0	0	

* - District Status: P - Provisional, T - Transitional.
** - District Officers Vacancies: DG - District Governor, 1st VDG - First Vice District Governor, 2nd VDG - Second Vice District Governor.